




# I LOVE



# QUILTS





The pattern can be worked in any order, but the backstitching should be saved for last.

Full blocks are a regular “X” cross stitch. Diagonal half blocks are a 3/4 stitch.

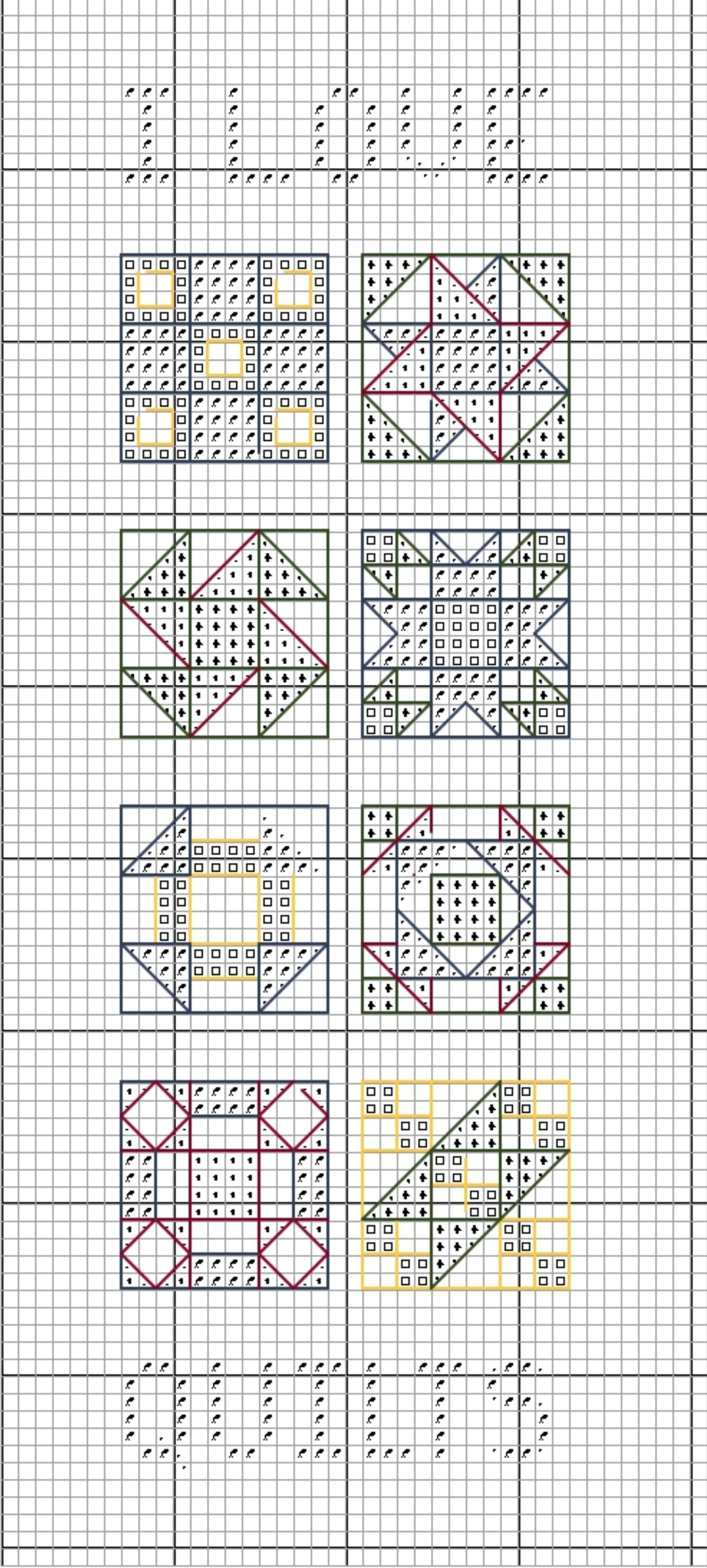
Finishing for a bookmark: Fold back the left and right margins and secure with craft glue or fusible webbing such as StitchWitchery. On the BACK of the work at the top and bottom, place a line of FrayCheck to keep the fabric from unraveling.

The design is based on using 14 count aida fabric, and the pattern size above is approximately 6.5 by 3 inches.

Please refer to the “symbols only” version of the pattern for a clear view of the backstitching.

	Number		Description	Stra...	Kn...	Bea...	Estimated ...
	DMC	312	Navy LT	2	0	0	159.0 in.
	DMC	498	Christmas Red dark	2	0	0	68.4 in.
	DMC	3345	Hunter Green dark	2	0	0	108.3 in.
	DMC	743	Yellow medium	2	0	0	65.7 in.





	Number		Description	Stra...	Kn...	Bea...	Estimated ...
🔪	DMC	312	Navy LT	2	0	0	159.0 in.
🔪	DMC	498	Christmas Red dark	2	0	0	68.4 in.
🔪	DMC	3345	Hunter Green dark	2	0	0	108.3 in.
🔪	DMC	743	Yellow medium	2	0	0	65.7 in.